

DUB EDITION DUBw12 TECHNICAL DATA



Key Features

- 2" High Temperature Voice Coil with 10mm Xmax
- Heavy Duty Motor Structure with 40 oz Magnet
- Power Handling: 350 Watts RMS, 1400 Watts Peak
- Sensitivity (2.83V/1M): 91dB
- Injected Molded Polypropylene Cone
- Nitrile Rubber Surround for excellent damping
- Nomex-reinforced spiders for excellent linearity
- Klippel laser-optimized magnet systems for deep bass performance
- Optimized "Q" for Closed and Ported Enclosures
- Reinforced black textured, low-resonance steel basket
- Grilles Included

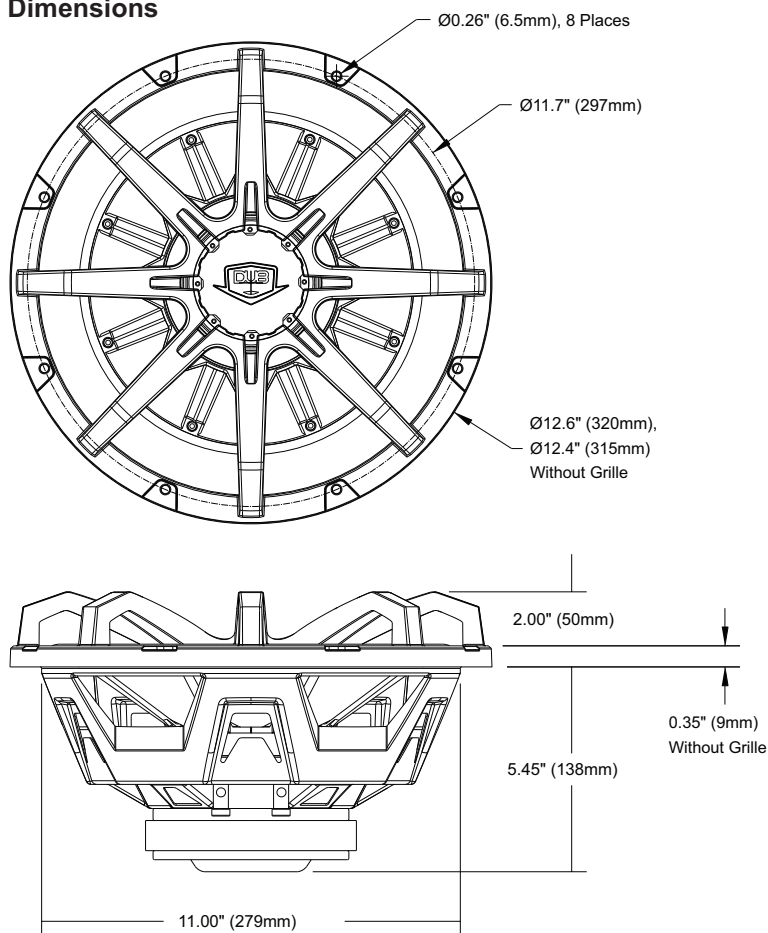
Características Principales

- Bobina de alta temperatura de 5cm (2") reforzada con Xmax de 10mm
- Estructura de motor reforzada con imán de 1.13 kg (40 onzas)
- Capacidad de potencia 350 Vatios RMS, 1400 Vatios Máxima
- Sensibilidad (2.83V/1M): 91dB
- Cono de polipropileno moldeado por inyección
- Bordes de goma de nitrilo para una amortiguación excelente
- Spider reforzados con Nomex para una excelente linealidad
- Sistemas de imanes Klippel optimizados a láser proveen un profundo rendimiento de graves
- "Q" optimizado para gabinetes cerrados y con puertos
- Gabinete de acero de baja resonancia, resistente a deformaciones, negro
- Con rejillas

Caractéristiques Principales

- Bobine à Haute Température avec 10mm Xmax
- Heavy Duty Structure de moteur avec Aimant de 40oz
- Manipulation de puissance: 350 Watts RMS, 1400 Watts Maximum
- Sensibilité (2.83V/1M): 91dB
- Des cônes de caisson de basse à polypropylène à moulé par injection
- De la suspensions en caoutchouc nitrile pour un amortissement excellent
- Spider Nomex renforcés pour une excellente linéarité
- Des systèmes d'aimants optimisés à laser Klippel fournissent une performance de basse profond
- Optimisé "Q" pour fermé et porté Boîtiers
- Noir, résistant à la déformation, résonance basse panier en acier
- Des grilles incluses

Dimensions



Specifications/Caractéristiques/Espificaciones

Power Handling (RMS).....	350W
Power Handling (Peak).....	1400W
Frequency Response.....	22-250Hz
Efficiency.....	95dB (1W in-car)
	91dB (2.83V/1m)
	88dB (2V/1m)
Voice Coil Diameter.....	2" (50mm)
Impedance.....	4 ohms
Nom. Diameter.....	12" (300mm)
Outer Diameter.....	12.6" (320mm)
Cutout Diameter.....	11.0" (279mm)
Mounting Depth.....	5.45" (138mm)
Grille Height.....	2.0" (50mm)

Thiele-Small Parameters/Parámetros/Paramètres

Fs.....	26.7Hz
Qts.....	0.55
Qes.....	0.63
Qms.....	4.92
Vas.....	3.23ft ³
	91.5L
Cms.....	0.25mm/N
Sd.....	513cm ²
Mms.....	145g
Mmd.....	132g
BL.....	11.75
Revc.....	3.40 ohms
Xmax (linear).....	+/-10mm
	+/-0.40in
Xmech (peak).....	+/-22mm
	+/-0.87in

DUB EDITION DUBw12 TECHNICAL DATA

Recommended Enclosure Dimensions



Attention

- Use 3/4" MDF
- Use wood glue in joints
- Use screws every 4 inches
- Seal cracks inside box
- Dimensions are external

Attention

- Utilisez avec MDF de 3/4"
- Appliquez de la colle à bois dans les onglets
- Placez les vis tous 4"
- Bouches les fissures à l'intérieur de la boîte
- Les dimensions indiquées sont celles à l'extérieur

Atención

- Use una tabla de MDF de 3/4"
- Use pegamento para madera en las uniones
- Use tornillos cada 4"
- Selle las grietas adentro de la caja
- Dimensiones externas

Sealed Enclosure

Fill all sealed enclosures loosely (8 oz per cubic foot) with polyester batting or similar material for best bass performance

Thumpin'

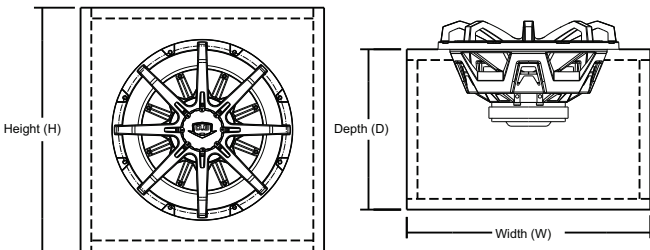
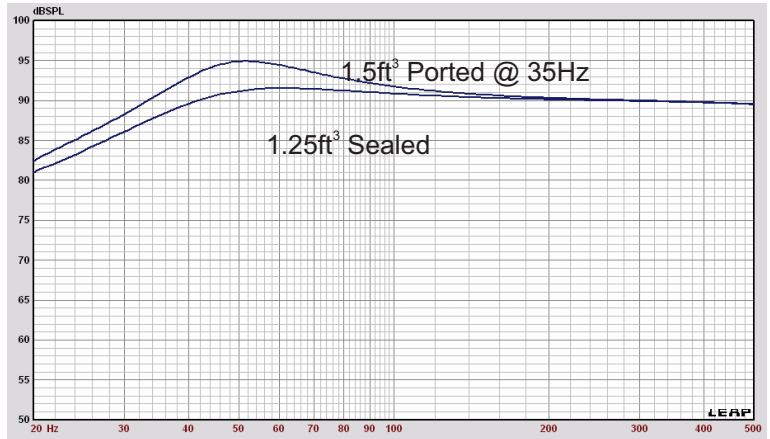
Enclosure Volume (Internal) = 0.75 ft³ (Vb)
 Example Dimensions: 14"H x 12.5"W x 12"D
 F3 = 45Hz, Qtc = 1.25

Hard Hitting

Enclosure Volume (Internal) = 1.00 ft³ (Vb)
 Example Dimensions: 14"H x 16"W x 12"D
 F3 = 42Hz, Qtc = 1.1

Bangin' Bottom End

Enclosure Volume (Internal) = 1.25 ft³ (Vb)
 Example Dimensions: 14"H x 19.25"W x 12"D
 F3 = 39Hz, Qtc = 1.0



Vented Enclosure

Line four walls of vented enclosures with 2" thick polyester batting or similar material for best bass performance

Thumpin'

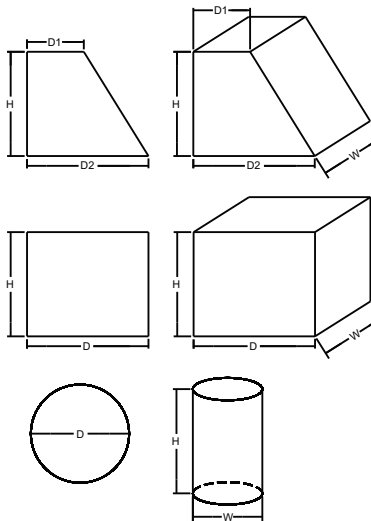
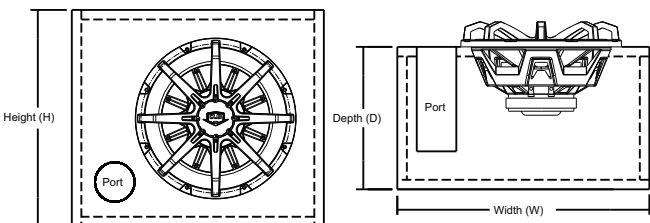
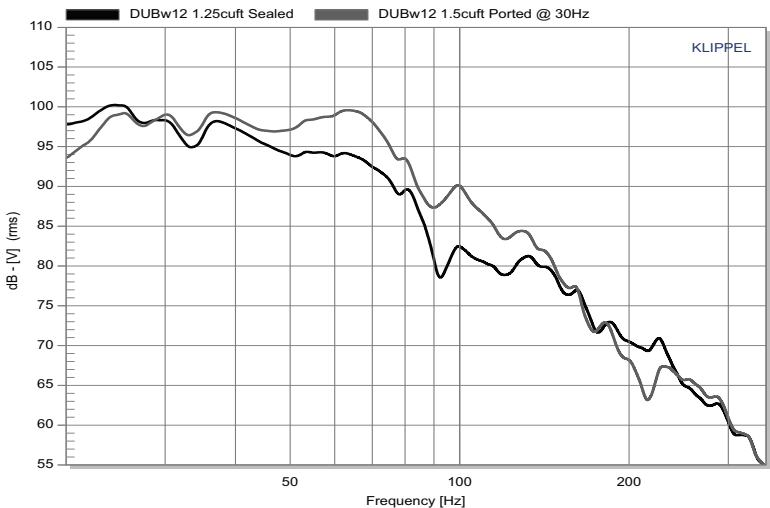
Enclosure Volume (Internal) = 1.0 ft³ (Vb)
 Example Dimensions: 14"H x 16.0"W x 12"D
 Port: 3" Inside Diameter (ID) x 13" Long
 FB = 35Hz, F3 = 39Hz

Hard Hitting

Enclosure Volume (Internal) = 1.25 ft³ (Vb)
 Example Dimensions: 14"H x 19.25"W x 12"D
 Port: 3" Inside Diameter (ID) x 12.5" Long
 FB = 32Hz, F3 = 36Hz

Bangin' Bottom End

Enclosure Volume Internal = 1.50 ft³ (Vb)
 Example Dimensions: 14"H x 22.5"W x 12"D
 Port: 3" Inside Diameter (ID) x 11.5" Long
 FB = 30Hz, F3 = 33Hz



Common Math

- Trapezoid Area = $H \times (D1+D2)/2$
- Trapezoid Volume = $H \times (D1+D2)/2 \times W$
- Rectangle Area = $H \times D$
- Rectangular Box = $H \times W \times D$
- Circle Area = $0.79 \times D \times D$
- Port Volume = $0.79 \times D \times D \times H$

Common Conversions

- Cubic Feet = Cubic Inches / 1728
- Cubic Feet = Liters / 28.3
- Liters = Cubic Feet x 28.3
- Inches = Meters x 2540
- Square Inches = Square Feet / 144