

Limited Warranty

Audiovox Corporation (Audiovox) warrants this product against defects in materials or workmanship for one (1) year from the date of purchase. During this period, this product will be replaced without charge. This warranty does not cover any damage due to acts of nature, commercial use, accident, misuse, abuse or negligence. This warranty is only valid in the USA. Replacement as provided under this warranty is the exclusive remedy of the consumer.

Audiovox shall not be liable for any incidental or consequential damages for breach of any express or implied warranty on this product, except to the extent that limitations of this sort are prohibited by applicable law.

THERE ARE NO IMPLIED WARRANTIES OF MERCHANTABILITY OR FITNESS FOR A PARTICULAR PURCHASE EXCEPT TO THE EXTENT THAT IMPLIED WARRANTIES OR EITHER SORT ARE REQUIRED BY APPLICABLE LAW, AND IN SUCH CASE, EACH WARRANTY IS LIMITED IN DURATION TO THE ONE YEAR.



For Customer Service
Visit Our Website At
www.audiovox.com
Product Information, Photos,
FAQ's, Owner's Manuals

**For customer service and
technical information::1.800.290.6650**

DIRECTV is a trademark of DIRECTV INC.
TERK and the TERK logo are registered trademarks of AUDIOVOX Corp.

MS-WB616

OWNER'S MANUAL



MS-WB616
Indoor/Outdoor Multiswitch

TERK
by AUDIOVOX

About your TERK MS-WB616 Multiswitch

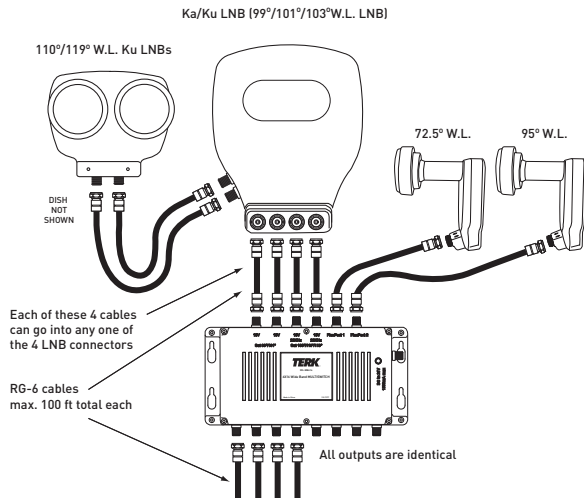
Thank you for choosing the Terk MS-WB616 Wide Band Multiswitch. Please read through this owner's manual so that you will know how to operate your Multiswitch properly. Always keep this owner's manual in a safe place for future reference.

This wideband 6x16 Multiswitch is designed to expand the new Ka/Ku Out-Door Unit (ODU) from 4 outputs to 16 outputs, supporting up to 16 independently operating receivers. The Ka/Ku ODU is designed to support the latest DIRECTV A3/MPEG 4 capable HD receivers but is also compatible with all previous generations of DIRECTV receivers such as the Terk TRK-S2 (18 inch round ODU) with 2 outputs and the Terk TRK-S26 (18x20 inch oval Phase 3 triple LNB ODU) with 4 outputs.

The Terk MS-WB616 has 6 inputs. Four inputs are for the traditional 101°/110°/119°W LNBs and two additional Ka LNBs for 99°W and 103°W. The MS-WB616 also has 2 FlexPort inputs. The FlexPorts are used to interface with the dish antennas of two additional DIRECTV satellites at locations such as 72.5°W and 95°W.

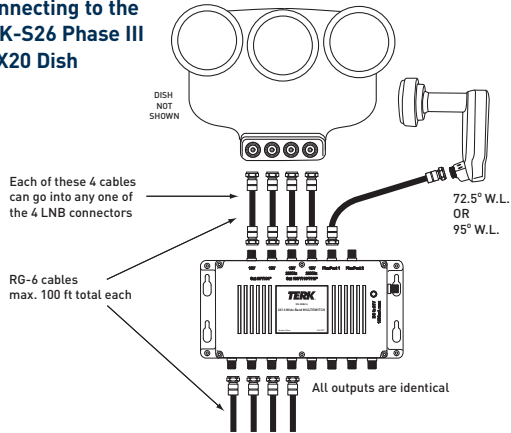
Making Connections

Connecting to the new Ka/Ku Dish

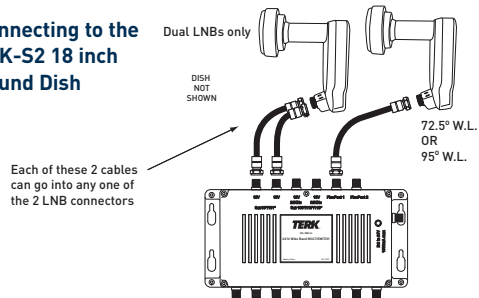


Making Connections (Continued)

Connecting to the TRK-S26 Phase III 18X20 Dish



Connecting to the TRK-S2 18 inch Round Dish



Using your TERK MS-WB616 Multiswitch

- FlexPorts can only be accessed with the APG (Advanced Program Guide) satellite receiver or the A3/MPEG 4 capable HD receiver (i.e. model H20). The FlexPorts are used to interface with the dish antennas of two additional DIRECTV satellites, at locations such as 95°W, 72.5°W.
- Consult the APG satellite receiver or the A3/MPEG 4 capable HD receiver user's manuals for 6x16 setup procedures. There are differences as only the APG satellite receiver has the "Auto Configure" for detecting dish setups.
- With the APG satellite receiver, if you do not have any FlexPort connected, always use manual dish set option instead of "Auto Configure" to speed up the installation process.
- With the APG satellite receiver, if you have either 72.5°W or 95°W or input, always use FlexPort 1. If you have both 72.5°W and 95°W, use FlexPort 1 for 72.5°W and FlexPort 2 for 95°W. In multi APG IRD environment, you should run one auto-configure at a time; and before auto-configuring is running make sure the other APG IRDs are on 101°W (Channel 100 is suggested). This will reduce system acquisition time and minimize error.

Using your TERK MS-WB616 Multiswitch (Continued)

- This wideband 6x16 multi-switch must never be used in a system containing a Frequency Translation Module (FTM) as the equivalent function is already contained in the FTM.
- Diplexing off-air signal can be done on the 16 outputs of the Multiswitch when used with a 18x20 Phase III or 18 inch round Dish. Diplexing shall not be used with Ka/Ku ODU since Ka-Lo band of 250 - 750 MHz occupies that frequency band. We recommend the Terk BDS-P1 diplexer for this.

Mounting your TERK MS-WB616 Multiswitch

When mounting your Terk MS-WB616 using RG-6 cable with solid-copper center conductor is required to reduce cable DC drop. Use RG-6 cables with proper exterior water-proof connectors, preferably mounting/orienting the MS-WB616 where it is shielded from rain. Use F connectors rated to at least 2150 MHz and minimize the number of F connections used to reduce reflection and signal strength drop. Terk recommends using our premium quad shielded QS series RG6 cable or equivalent.

Performance Specifications

Input Frequency Range	250 – 2150MHz
Output Frequency Range	250 – 2150MHz (Each Output)
Insertion Loss	-7dB (Min.)
Cross Polar Isolation	30dB min.
Current Consumption	250mA (Typ.) 300mA (Max.)
Power Adaptor	100 – 240 VAC 50 – 60Hz Input
21 VDC 1.5A Output	
22KHz Tone Output	22 ± 4 KHz continuous, 650 ± 300mVp-p

The stacked signal at each output of the ODU or the MS-WB616 follows the frequency plan below. The actual signal availability varies depending on user location and DIRECTV satellite deployment data:

Stack Plan	Ka-Lo, 99° RHCP Ku, 101° RHCP Ka-Hi, 99° RHCP	Ka-Lo, 99° LHCP Ku, 101° LHCP Ka-Hi, 99° LHCP	Ka-Lo, 103° RHCP Ku, 119° RHCP* Ka-Hi, 103° RHCP	Ka-Lo, 103° LHCP Ku, 110° /119° LHCP* Ka-Hi, 103° LHCP
Output IF Frequencies	Ka-Lo: 250 - 750 MHz Ku: 950 - 1450 MHz Ka-Hi: 1650 - 2150 MHz	Ka-Lo: 250 - 750 MHz Ku: 950 - 1450 MHz Ka-Hi: 1650 - 2150 MHz	Ka-Lo: 250 - 750 MHz Ku: 950 - 1450 MHz Ka-Hi: 1650 - 2150 MHz	Ka-Lo: 250 - 750 MHz Ku: 950 - 1450 MHz Ka-Hi: 1650 - 2150 MHz