



USING YOUR CAMCORDER

Turn On/Off

1. Press  to turn camcorder on
2. Press  again to turn camcorder off

Note: Camcorder will shut off after 2 minutes if not in use.

Record



1. Wait for "Ready" to appear in the top left corner of the display screen before recording
2. Press and release red record button to begin recording

While recording

- "●" will appear and flash in the top left corner of the display screen
 - Red LED light on front of camcorder will turn on
3. Press red record button again to stop recording



Zoom

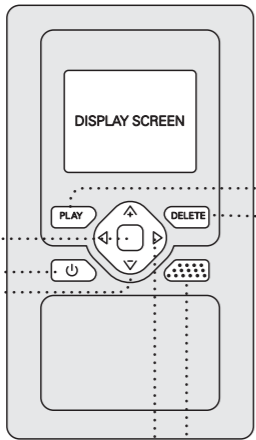
Before or during recording

1. Press "" to zoom in
2. Press "" to zoom out

Volume

During playback

1. Press "" to increase volume
2. Press "" to decrease volume



Camcorder Back

Audio Speaker

Play

1. Press "PLAY" to playback last video recorded



Note: "▶" will appear in the top left corner of the display screen

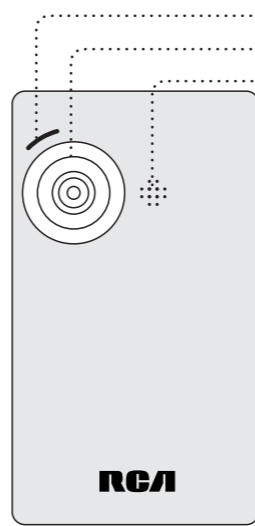
2. Press "PLAY" again to stop playback
3. To select another video to playback see Skip Forward/Backward
4. To play all videos, press and hold down "PLAY" for 3 seconds

Delete

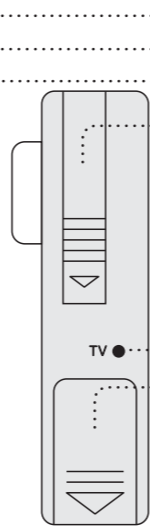
1. Press "DELETE" and last video recorded OR played will appear on display screen
2. "Delete video?" will appear on the display screen
3. Press "DELETE" again to confirm
4. To select another video to delete, - see Skip Forward/Backward
5. To delete all videos, press and hold down "DELETE" for 3 seconds

Skip Forward/Backward

1. Press "" and "" skip forward and backward through the videos



Camcorder Front



Camcorder Side

LED Light

Lens

Microphone

USB Connector Arm

Note: Use USB extension cable (included) if USB arm is obstructed or space does not permit connection

TV Output

Battery Door

To change batteries

1. Slide battery door down to open
2. Remove used batteries
3. Replace with two AA batteries
4. Align "+" and "-" ends as indicated on door
5. Close battery door and slide up to lock

Camcorder Strap Connection Hook

FCC INFORMATION

This device complies with Part 15 of the FCC Rules. Operation is subject to the following two conditions: (1) This device may not cause harmful interference, and (2) this device must accept any interference received, including interference that may cause undesired operation.

In accordance with FCC requirements, changes or modifications not expressly approved by Thomson Inc. could void the user's authority to operate this product. This device generates and uses radio frequency (RF) energy, and if not installed and used properly, this equipment may cause interference to radio and television reception. If this equipment does cause interference to radio or television reception (which you can determine by turning the equipment off and on), try to correct the interference by one or more of the following measures:

- Reorient the receiving antenna (that is, the antenna for the radio or television that is "receiving" the interference).
- Move the unit away from the equipment that is receiving interference.
- Plug the unit into a different wall outlet so that the unit and the equipment receiving interference are on different branch circuits. If these measures do not eliminate the interference, please consult your dealer or an experienced radio/television technician for additional suggestions.

Also, the Federal Communications Commission has prepared a helpful booklet, "How To Identify and Resolve Radio TV Interference Problems." This booklet is available from the U.S. Government Printing Office, Washington, DC 20402. Please specify stock number 004-000-00345-4 when ordering copies. This product complies with DHHS Rules 21 CFR Subchapter J. Applicable at the date of manufacture.

For Your Records

In the event that service should be required, you may need both the model number and the serial number. In the space below, record the date and place of purchase:

Date of Purchase:
Place of Purchase:

Service Information

This product should be serviced only by those specially trained in appropriate servicing techniques. For instructions on how to obtain service, refer to the warranty included in this Guide.

Technical Specification

Product: Digital Camera Recorder
Brand: RCA
Model: EZ101

Electrical Consumption

2x AA Battery

IMPORTER

Comercializadora Thomson de México, S.A. de C.V.
Alvaro Obregón No. 151. Piso 13.
Col. Roma. Delegación Cuauhtémoc
C.P. 06700, México, D.F.
Telefono: 52-55-11-020360

RF: CTM-980723-KS



SEE MARKING ON BOTTOM / BACK OF PRODUCT
WARNING: TO PREVENT FIRE OR ELECTRICAL SHOCK HAZARD, DO NOT EXPOSE THIS PRODUCT TO RAIN OR MOISTURE.

The descriptions and characteristics in this owner's manual are for the purpose of general reference only and not as a guarantee. In order to provide you with the highest quality product, we may make changes or modifications without prior notice. The English version serves as the final reference on all product and operational details should any discrepancies arise in other languages.

WARRANTY

U.S. Limited Warranty

What your warranty covers:

- Defects in materials or workmanship.

For how long after your purchase:

- 90 days from date of purchase - unit exchange, which includes parts and labor. 91 days to 1 year from date of purchase - unit exchange, which includes parts only; you pay the labor.

What we will do:

- Provide you with a new, or at our option, a refurbished unit. The exchange unit is under warranty for the remainder of the original product's warranty period.
- Proof of purchase in the form of a bill of sale or receipted invoice which is evidence that the product is within the warranty period must be presented to obtain warranty service. For rental firms, proof of first rental is also required.

How to make a warranty claim:

- Properly pack your unit. Include any cables, etc., which were originally provided with the product. We recommend using the original carton and packing materials.
- Include evidence of purchase date such as the bill of sale. Also print your name and address and a description of the defect. Send via standard UPS or its equivalent to:

**Thomson Inc.,
Product Exchange Center,
11721 B Alameda Avenue,
Socorro, Texas 79927**

- Insure your shipment for loss or damage. Thomson accepts no liability in case of damage or loss en route to Thomson.
- Pay any charges billed to you by the Exchange Center for service not covered by the warranty.
- A new or refurbished unit will be shipped to you freight prepaid.

What your warranty does not cover:

- Customer instruction. (Your Owner's Manual provides information regarding operating instructions and user controls. For additional information, ask your dealer.)
- Installation and set-up service adjustments.
- Batteries.
- Damage from misuse or neglect.
- Products which have been modified or

incorporated into other products.

Acts of nature, such as but not limited to lightning damage.

Product Registration:
Please complete and mail the Product registration Card packed with your unit. It will make it easier to contact you should it ever be necessary. The return of the card is not required for warranty coverage.

Limitation of Warranty:
THE WARRANTY STATED ABOVE IS THE ONLY WARRANTY APPLICABLE TO THIS PRODUCT. ALL OTHER WARRANTIES, EXPRESS OR IMPLIED (INCLUDING ALL IMPLIED WARRANTIES OF MERCHANTABILITY OR FITNESS FOR A PARTICULAR PURPOSE) ARE HEREBY DISCLAIMED. NO VERBAL OR WRITTEN INFORMATION GIVEN BY THOMSON INC., ITS AGENTS OR EMPLOYEES SHALL CREATE A WARRANTY OR IN ANY WAY INCREASE THE SCOPE OF THIS WARRANTY.

REPAIR OR REPLACEMENT AS PROVIDED UNDER THIS WARRANTY IS THE EXCLUSIVE REMEDY OF THE CONSUMER. THOMSON INC. SHALL NOT BE LIABLE FOR INCIDENTAL OR CONSEQUENTIAL DAMAGES RESULTING FROM THE USE OF THIS PRODUCT OR ARISING OUT OF ANY BREACH OF ANY EXPRESS OR IMPLIED WARRANTY ON THIS PRODUCT. THIS DISCLAIMER OF WARRANTIES AND LIMITED WARRANTY ARE GOVERNED BY THE LAWS OF THE STATE OF INDIANA. EXCEPT TO THE EXTENT PROHIBITED BY APPLICABLE LAW, ANY IMPLIED WARRANTY OF MERCHANTABILITY OR FITNESS FOR A PARTICULAR PURPOSE ON THIS PRODUCT IS LIMITED TO THE APPLICABLE WARRANTY PERIOD SET FORTH ABOVE.

How state law relates to this warranty:
Some states do not allow the exclusion nor limitation of incidental or consequential damages, or limitations on how long an implied warranty lasts, so the above limitations or exclusions may not apply to you.
This warranty gives you specific legal rights, and you also may have other rights that vary from state to state.
If you purchased your product outside the USA:
This warranty does not apply. Contact your dealer for warranty information.